




















Thru-beam Mode (Standard shape)

C: M12 SERIES

Sensing Mode	Housing Material	Connection	Supply Voltage	Output Mode	Part Number	
<p>Light Source: Infrared 880nm</p>  <p>Thru-beam Mode Sensing distance: 5.2 m</p>	Plastic Housing	2m Cable 	10-30V DC	Emitter	M12P-T5200D-EX9C3L2	
				NPN L.O./D.O.	M12P-T5200N-CX9C4U2	
				PNP L.O./D.O.	M12P-T5200P-CX9C4U2	
		Quick Disconnect (Pico-style) 	10-30V DC	Emitter	M12P-T5200D-EX9Q4LP	
				NPN L.O./D.O.	M12P-T5200N-CX9Q4UP	
				PNP L.O./D.O.	M12P-T5200P-CX9Q4UP	
		Quick Disconnect (Euro-style) 	10-30V DC	Emitter	M12P-T5200D-EX9Q4LE	
				NPN L.O./D.O.	M12P-T5200N-CX9Q4UE	
				PNP L.O./D.O.	M12P-T5200P-CX9Q4UE	
		6" Pig tail (Euro-style) 	10-30V DC	Emitter	M12P-T5200D-EX9P3LE	
				NPN L.O./D.O.	M12P-T5200N-CX9P4UE	
				PNP L.O./D.O.	M12P-T5200P-CX9P4UE	
	Cable 			10-30V DC	Emitter	M12B-T5200D-EX9C3L2
					NPN L.O./D.O.	M12B-T5200N-CX9C4U2
					PNP L.O./D.O.	M12B-T5200P-CX9C4U2
	Nickel-plated Brass Housing	Quick Disconnect (Pico-style) 	10-30V DC	Emitter	M12B-T5200D-EX9Q4LP	
				NPN L.O./D.O.	M12B-T5200N-CX9Q4UP	
				PNP L.O./D.O.	M12B-T5200P-CX9Q4UP	
		Quick Disconnect (Euro-style) 	10-30V DC	Emitter	M12B-T5200D-EX9Q4LE	
				NPN L.O./D.O.	M12B-T5200N-CX9Q4UE	
				PNP L.O./D.O.	M12B-T5200P-CX9Q4UE	
	6" Pig tail (Euro-style) 	10-30V DC	Emitter	M12B-T5200D-EX9P4LE		
			NPN L.O./D.O.	M12B-T5200N-CX9P4UE		
			PNP L.O./D.O.	M12B-T5200P-CX9P4UE		

Diffuse Mode (Standard shape)

Sensing Mode	Housing Material	Connection	Supply Voltage	Output Mode	Part Number
<p>Light Source: Infrared 880nm</p> <p>200mm</p> <p>Diffuse Mode Sensing Distance: 200 mm</p> 	Plastic Housing	2m Cable	10-30V DC	NPN L.O./D.O.	M12P-D0200N-CX9C4U2
				PNP L.O./D.O.	M12P-D0200P-CX9C4U2
				—	—
		Quick Disconnect (Pico-style)	10-30V DC	NPN L.O./D.O.	M12P-D0200N-CX9Q4UP
				PNP L.O./D.O.	M12P-D0200P-CX9Q4UP
				—	—
		Quick Disconnect (Euro-style)	10-30V DC	NPN L.O./D.O.	M12P-D0200N-CX9Q4UE
				PNP L.O./D.O.	M12P-D0200P-CX9Q4UE
	—			—	
	6" Pig tail (Euro-style)	10-30V DC	NPN L.O./D.O.	M12P-D0200N-CX9P4UE	
			PNP L.O./D.O.	M12P-D0200P-CX9P4UE	
			—	—	
	Nickel-plated Brass Housing	2m Cable	10-30V DC	NPN L.O./D.O.	M12B-D0200N-CX9C4U2
				PNP L.O./D.O.	M12B-D0200P-CX9C4U2
				—	—
		Quick Disconnect (Pico-style)	10-30V DC	NPN L.O./D.O.	M12B-D0200N-CX9Q4UP
		PNP L.O./D.O.		M12B-D0200P-CX9Q4UP	
		—		—	
Quick Disconnect (Euro-style)		10-30V DC	NPN L.O./D.O.	M12B-D0200N-CX9Q4UE	
			PNP L.O./D.O.	M12B-D0200P-CX9Q4UE	
	—		—		
6" Pig tail (Euro-style)	10-30V DC	NPN L.O./D.O.	M12B-D0200N-CX9P4UE		
		PNP L.O./D.O.	M12B-D0200P-CX9P4UE		
		—	—		










Note:

Coming Soon : Part numbers with underline

In Preparation: Part numbers with a line through the middle

Retroreflective Mode (Standard shape)

C: M12 SERIES

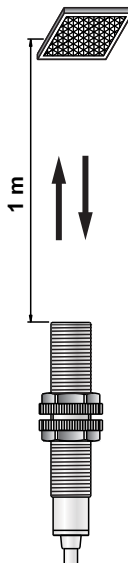
















Sensing Mode	Housing Material	Connection	Supply Voltage	Output Mode	Part Number	
<p>Light Source: Infrared 880nm</p>  <p>2 m</p> <p>Retro-reflective mode Sensing distance: 2 m (Note)</p>	Plastic Housing	2m Cable	10-30V DC	NPN L.O./D.O.	M12P-L2000N-CX9C4U2	
				PNP L.O./D.O.	M12P-L2000P-CX9C4U2	
				—	—	
		Quick Disconnect (Pico-style)	10-30V DC		NPN L.O./D.O.	M12P-L2000N-CX9Q4UP
					PNP L.O./D.O.	M12P-L2000P-CX9Q4UP
		—		—		
		Quick Disconnect (Euro-style)	10-30V DC		NPN L.O./D.O.	M12P-L2000N-CX9Q4UE
					PNP L.O./D.O.	M12P-L2000P-CX9Q4UE
	—	—				
	6" Pig tail (Euro-style)	10-30V DC		NPN L.O./D.O.	M12P-L2000N-CX9P4UE	
				PNP L.O./D.O.	M12P-L2000P-CX9P4UE	
			—	—		
			—	—		
	Nickel-plated Brass Housing	2m Cable		10-30V DC	NPN L.O./D.O.	M12B-L2000N-CX9C4U2
					PNP L.O./D.O.	M12B-L2000P-CX9C4U2
					—	—
Quick Disconnect (Pico-style)		10-30V DC		NPN L.O./D.O.	M12B-L2000N-CX9Q4UP	
				PNP L.O./D.O.	M12B-L2000P-CX9Q4UP	
—			—			
Quick Disconnect (Euro-style)		10-30V DC		NPN L.O./D.O.	M12B-L2000N-CX9Q4UE	
				PNP L.O./D.O.	M12B-L2000P-CX9Q4UE	
—	—					
6" Pig tail (Euro-style)	10-30V DC		NPN L.O./D.O.	M12B-L2000N-CX9P4UE		
			PNP L.O./D.O.	M12B-L2000P-CX9P4UE		
		—	—			

Note:

Used with RE-6152 (supplied with sensor) reflector.

In Preparation: Part numbers with a line through the middle

Retroreflective Mode with Polarizing Filter (Standard shape)

Sensing Mode	Housing Material	Connection	Supply Voltage	Output Mode	Part Number
<p>Retro-reflective Mode (with polarizing filter) Sensing distance: 1 m (Note)</p> 	Plastic Housing	2m Cable  	10-30V DC	NPN L.O./D.O.	M12P-L1000N-CX6C4U2-PF
				PNP L.O./D.O.	M12P-L1000P-CX6C4U2-PF
				—	—
		Quick Disconnect (Pico-style)  	10-30V DC	NPN L.O./D.O.	M12P-L1000N-CX6Q4UP-PF
				PNP L.O./D.O.	M12P-L1000P-CX6Q4UP-PF
				—	—
		Quick Disconnect (Euro-style)  	10-30V DC	NPN L.O./D.O.	M12P-L1000N-CX6Q4UE-PF
				PNP L.O./D.O.	M12P-L1000P-CX6Q4UE-PF
				—	—
		6" Pig tail (Euro-style)  	10-30V DC	NPN L.O./D.O.	M12P-L1000N-CX6P4UE-PF
				PNP L.O./D.O.	M12P-L1000P-CX6P4UE-PF
				—	—
	Nickel-plated Brass Housing	2m Cable  	10-30V DC	NPN L.O./D.O.	M12B-L1000N-CX6C4U2-PF
				PNP L.O./D.O.	M12B-L1000P-CX6C4U2-PF
				—	—
		Quick Disconnect (Pico-style)  	10-30V DC	NPN L.O./D.O.	M12B-L1000N-CX6Q4UP-PF
PNP L.O./D.O.				M12B-L1000P-CX6Q4UP-PF	
—				—	
Quick Disconnect (Euro-style)  		10-30V DC	NPN L.O./D.O.	M12B-L1000N-CX6Q4UE-PF	
			PNP L.O./D.O.	M12B-L1000P-CX6Q4UE-PF	
			—	—	
6" Pig tail (Euro-style)  		10-30V DC	NPN L.O./D.O.	M12B-L1000N-CX6P4UE-PF	
			PNP L.O./D.O.	M12B-L1000P-CX6P4UE-PF	
			—	—	

Note: Used with RE-6152 (supplied with sensor) reflector.

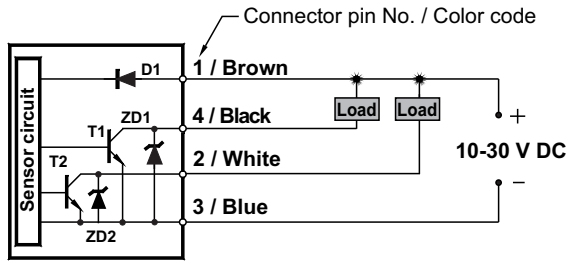
Specifications

Item	Type	Retroreflective		Diffuse reflective
	Model No.	Thru-beam	With polarizing filters	
		M12x-T5200x-xxxxxx	M12x-L2000x-xxxxxx	M12x-L1000x-xxxxxx-PF
Sensing range		5.2m	2.0m (Note)	1m (Note)
Sensing object		Opaque object of 8mm or more	3-way mirror	3-way mirror
Hysteresis				
Supply Voltage		10 to 30V DC Ripple P-P 10% or less		
Current consumption		30mA or less		
Output		<NPN> output type NPN open-collector transistor <ul style="list-style-type: none"> • Applied voltage: 30V DC or less • Maximum sink current: 150mA • Voltage drop: 2.5V or less 		<PNP> output type PNP open-collector transistor <ul style="list-style-type: none"> • Applied voltage: 30V DC or less • Maximum sourc current: 150mA • Voltage drop: 2.5V or less
Output operation		Light/ dark changeover by the A. load or B. Load		
Short-circuit protection		Yes		
Reverse polarity protection		Yes		
Overload current protection		Yes		
Response time		1ms		
Operation indicator		Red LED (light up when the output is activated)		
Pollution degree		3(Industrial environment)		
Protection		IP67(IEC)		
Ambient temperature		-25 to 70°C		
Ambient humidity		35 to 85% RH,Storage:35 to 85% RH		
EMC		IEC 60947-5-2, Parts 7.2.6.1. 2. 3 or RFI>3V/m(in 30-1000MHZ), EFT>1KV, ESD>4KV(contact)		
Voltage Withstand Ability		IEC 60947-5-2, Part 8.3.3.4 or 1500VAC for one min, between all supply terminals connected together and enclosure		
Insulation Resistance		>20M ^Ω , with 1500V AC megger between all supply terminals connected together and enclosure		
Vibration Resistance		IEC 60947-5-2, Part 7.4.2 or 10-55Hz, 1.0mm amplitude in x , y and z directions for 30 min		
Shock Resistance		IEC 60947-5-2, Part 7.4.1 or 30g, 11ms in x , y and z directions for six time each		
Emitting element		Infrared LED (modulated)	Infrared LED (modulated)	Red LED (modulated)
Material		Plastic Housing: PBT; Metal Housing: Nickel-plated Brass		
Cable		Cable 2m long with 4 conductors (Emitter of thru-beam mode with 3 conductors)		
Pigtail type		See Pigtail Series or our Cables & Connectors catalogue.		

Note: Used with RE-6152 (supplied with sensor) reflector.

Connection & Sensing Characteristics

NPN output type



Connector pin position

Euro-style



- 1. Brown (+)
- 2. White (Output B)
- 3. Blue (-)
- 4. Black (Output A)

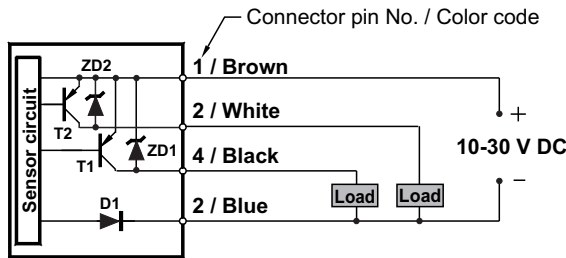
Pico-Style



- 1. Brown (+)
- 2. White (Output B)
- 3. Blue (-)
- 4. Black (Output A)

Symbol D1: Reverse polarity protection diode
 ZD1, ZD2: Surge absorption zener diode
 T1, T2: NPN output transistor

PNP output type



Connector pin position

Euro-style



- 1. Brown (+)
- 2. White (Output B)
- 3. Blue (-)
- 4. Black (Output A)

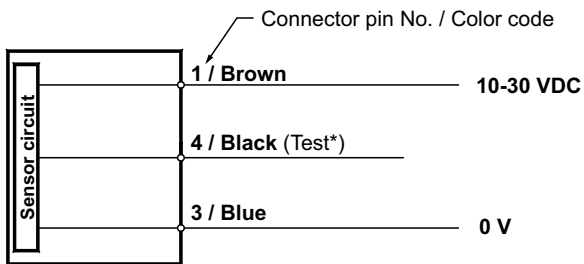
Pico-Style



- 1. Brown (+)
- 2. White (Output B)
- 3. Blue (-)
- 4. Black (Output A)

Symbol D1: Reverse polarity protection diode
 ZD1: Surge absorption zener diode
 T1: PNP output transistor

Emitter of Thru-beam Mode



Connector pin position

Euro-style



- 1. Brown (+)
- 2. Not used
- 3. Blue (-)
- 4. Black (Test in)

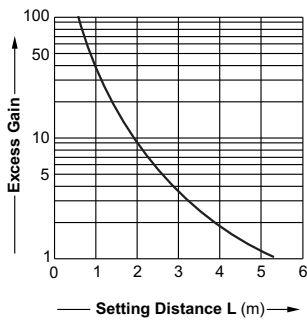
Pico-Style



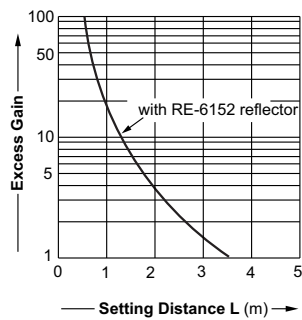
- 1. Brown (+)
- 2. Not used
- 3. Blue (-)
- 4. Black (Test in)

*: Test (black wire) = 0V, Emitter Off.

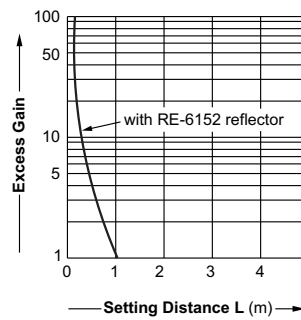
Sensing Characteristics (Typical)



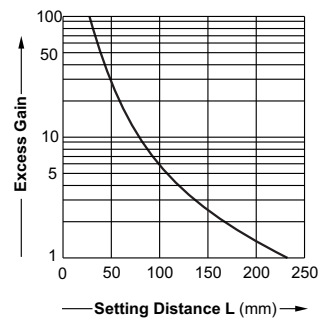
Thru-beam Sensor



Retro-reflective Sensor (Sn=2m)



Retro-reflective Sensor (Sn=1m, with polarizing filter)

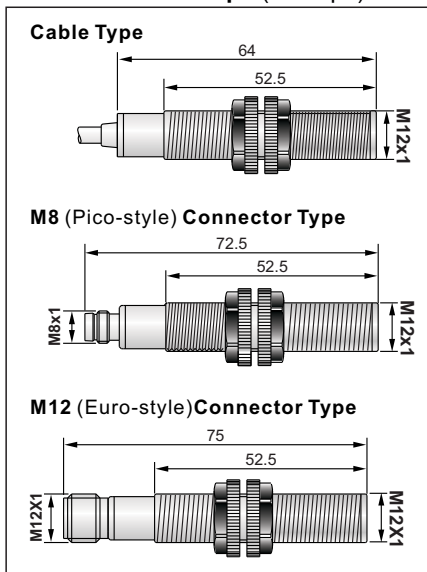


Diffuse Sensor

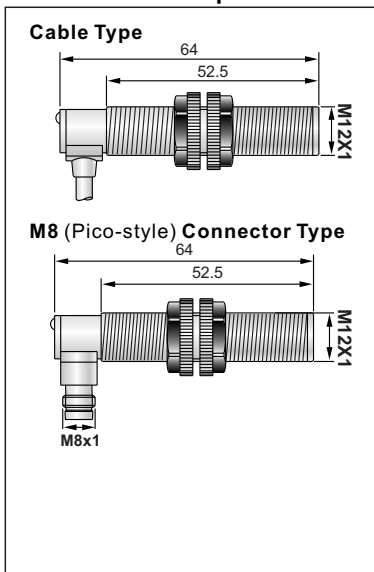
Dimensions (Unit: mm)

Plastic Housing Type Sensor

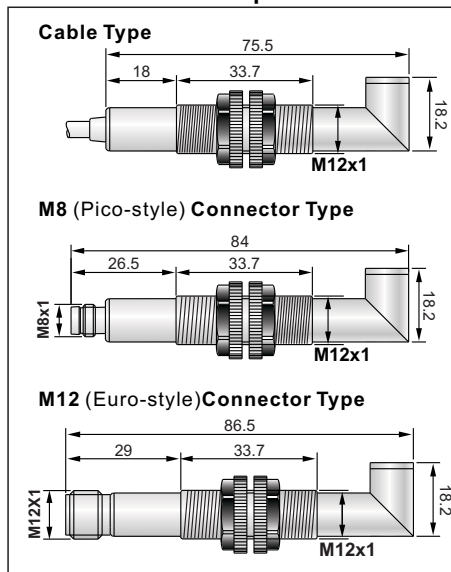
Standard Shape (X shape)



Y-Shape

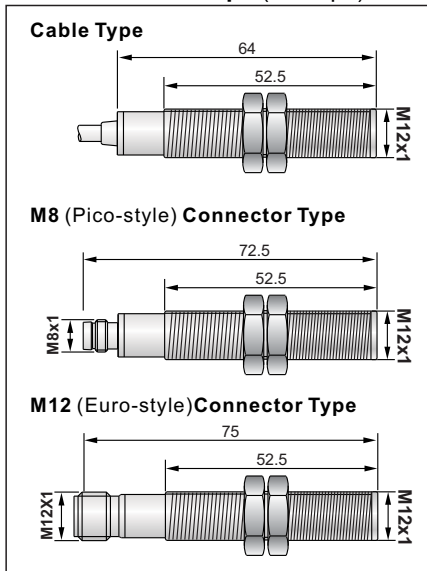


Z-Shape

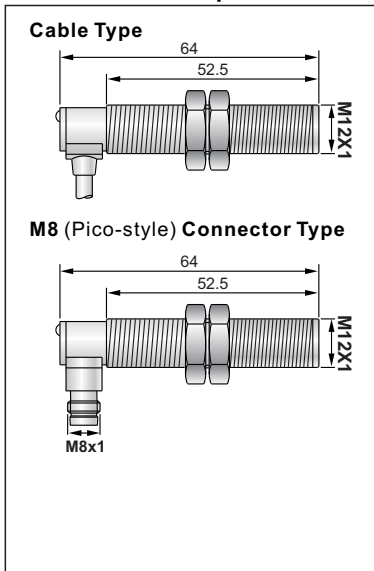


Brass Housing Type Sensor

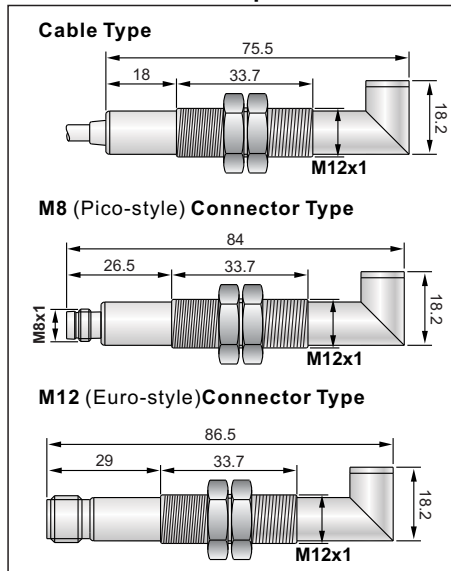
Standard Shape (X shape)



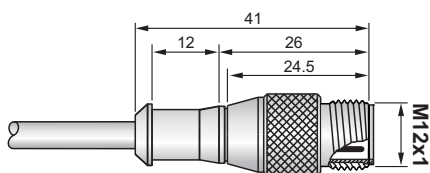
Y-Shape



Z-Shape

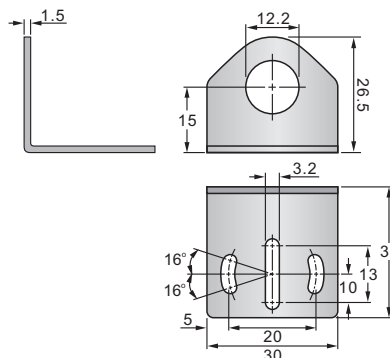


Pigtail* Type



*: Please see **Pigtail Series** or our **Cables & Connectors** catalogue for more information.

MB-3026 (Mounting Bracket*-optional)



*: Please see **Accessories** (Universal Mounting Brackets Series).