

APPLICATIONS


- IN-TANK LEVEL SENSING
- ROBOTIC MOTION CONTROL
- WOODWORKING GUIDES
- SEISMOLOGY
- PACKAGING AND PROCESSING EQUIPMENT
- ANIMATED CHARACTERS
- MARINE STEERING SYSTEMS
- OFF-ROAD VEHICLES
- SEMICONDUCTOR PROCESS EQUIPMENT
- MEDICAL EQUIPMENT

AQLT • HARSH DUTY POSITION TRANSDUCER

The AQLT is a shaftless waterproof linear potentiometer designed to operate in wet/washdown and in-tank environments.

The AQ series features an external actuator magnetically coupled to a position feedback element. The magnetic actuator replaces the shaft found in traditional linear transducers and eliminates the need for additional stroke length mounting space.

Precious metal dual wipers, MystR® proprietary conductive plastics, and anodized aluminum housings assure long life and reliable operation in numerous applications.



AQLT SERIES

HARSH DUTY POSITION TRANSDUCER

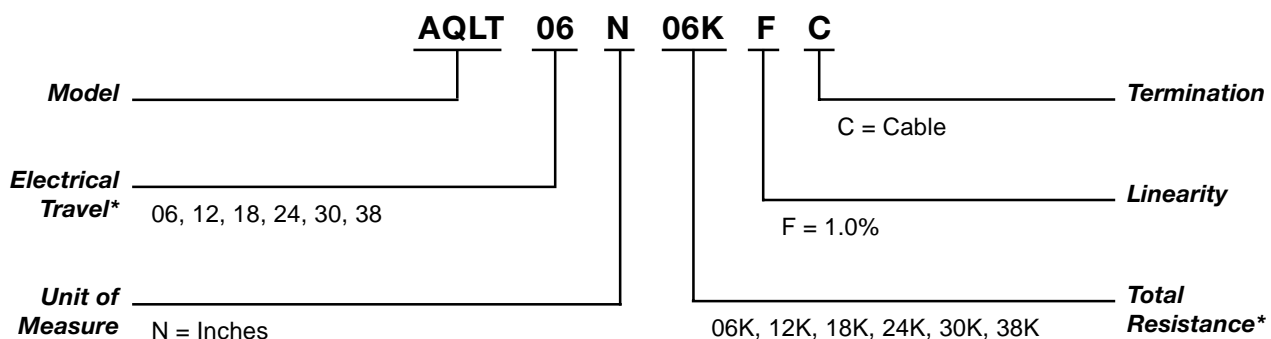
FEATURES

- 1/2 inch diameter
- Multiple finger wiper design
- Extruded wiper block guides
- MystR plastic element
- Anodized extruded aluminum housing
- Sealed construction
- Precious metal contact
- Absolute continuous measurement

BENEFITS

- Fits into tight spaces, clamps easily to cylinders
- Improves shock and vibration performance
- Smooth quiet motion; extends operating life
- Tested up to one billion dither operations
- Tolerates clamping loads
- Full performance in hostile environments
- Low noise level over entire life
- Accurate position at power up

HOW TO ORDER



Note: Not all combinations are available. Minimum quantity orders apply. Contact the factory for more details.

* Note: The *Electrical Travel* correlates to the *Total Resistance (Ohms)*.

TECHNICAL SPECIFICATIONS

MECHANICAL

Total Mechanical Travel	6.1 to 38.1 in (min)
Starting forces	2.0 oz
Shock	50g 11ms half sine
Vibration	20g rms 5Hz to 2kHz
Life	One Billion dither operations

ELECTRICAL

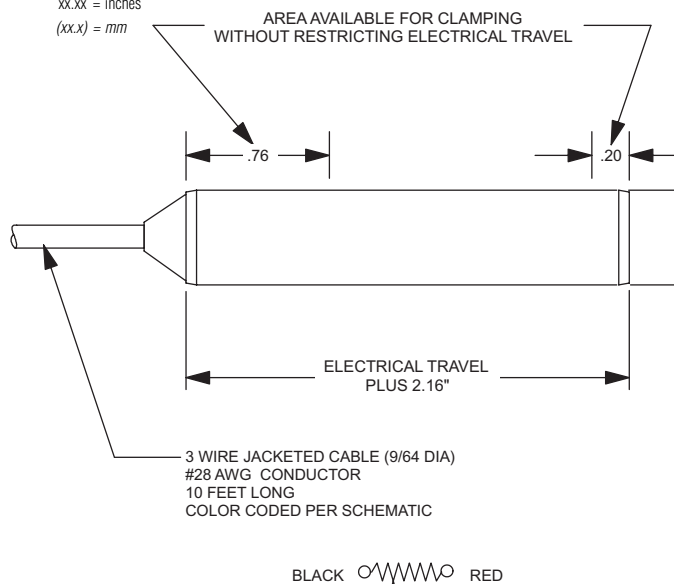
Theoretical Electrical Travel	6 to 38 in.
Independent Linearity*	±1.0%
Total Resistance	1000 W / inches electrical travel
Resistance Tolerance	±20%
Operating Temperature	-40° to 80° C (-40° to 176° F)
Resolution	infinite
Insulation Resistance	500m W @ 500Vdc
Dielectric Strength	250 V rms
Power Rating	0.20 W / inches electrical travel
Recommended Wiper Current †	<1μA

* 5-95% of Theoretical Electrical Travel

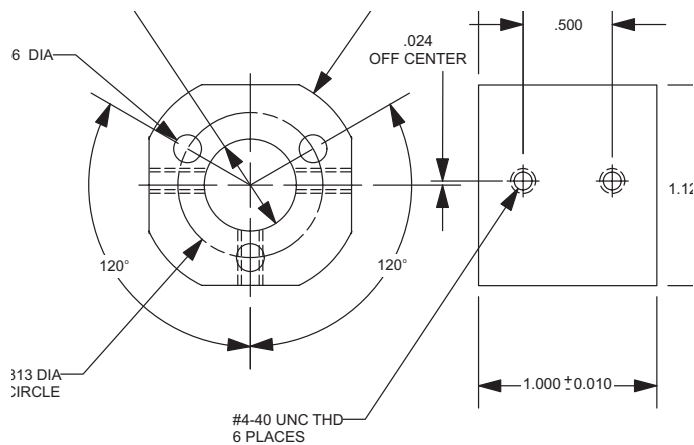
† Do not test using an Ohmmeter on Rx 1 scale or other current devices. Excessive wiper current can cause output errors or damage.

DIMENSIONS

xx.xx = inches
(xx.x) = mm



ACTUATOR



Note: Mechanical travel = Electrical Travel + 0.10 (2.5)

WARRANTY/REMEDY

Honeywell warrants goods of its manufacture as being free of defective materials and faulty workmanship. Contact your local sales office for warranty information. If warranted goods are returned to Honeywell during the period of coverage, Honeywell will repair or replace without charge those items it finds defective. The foregoing is Buyer's sole remedy and is in lieu of all other warranties, expressed or implied, including those of merchantability and fitness for a particular purpose.

Specifications may change without notice. The information we supply is believed to be accurate and reliable as of this printing. However, we assume no responsibility for its use.

While we provide application assistance personally, through our literature and the Honeywell web site, it is up to the customer to determine the suitability of the product in the application.

Item # 1123700 M.G. 10/01 Rev. A

Honeywell

Sensing and Control
Honeywell
100 Discovery Way
Acton, MA 01720 USA



Tel: (877) 384-1300; Fax: (978) 263-0630

www.honeywell.com/sensing/products/di